



Anchor Charts

Anchor Chart Example Dividing Decimals

Modeling Equal Groups

$$\text{\$}15.33 \div 3$$

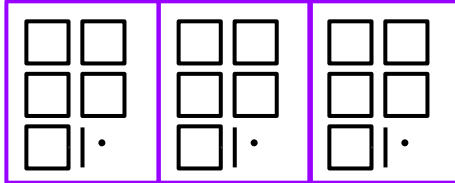
dividend divisor

Estimate $15 \div 3 = \text{\$}5$

The **quotient** will be about $\text{\$}5$.



$\text{\$}5.11$



Place Value Relationships

Expression	Model	Quotient
$12 \div 4$		3 wholes or 3
$1.2 \div 4$		3 tenths or 0.3
$0.12 \div 4$		3 hundredths or 0.03

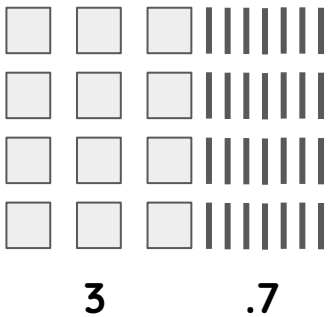
10 times smaller
10 times smaller

10 times smaller
10 times smaller

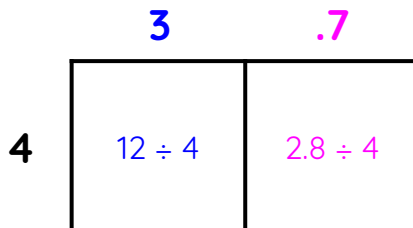
Array

$$14.8 \div 4$$

Standard Algorithm



Area Model



$$\begin{array}{r} 3.7 \\ 4 \overline{) 14.8} \\ \underline{-12} \\ 2.8 \\ \underline{-2.8} \\ 0 \end{array}$$